


Floor Systems Price List



VersaTherm™ snap-fit floor system



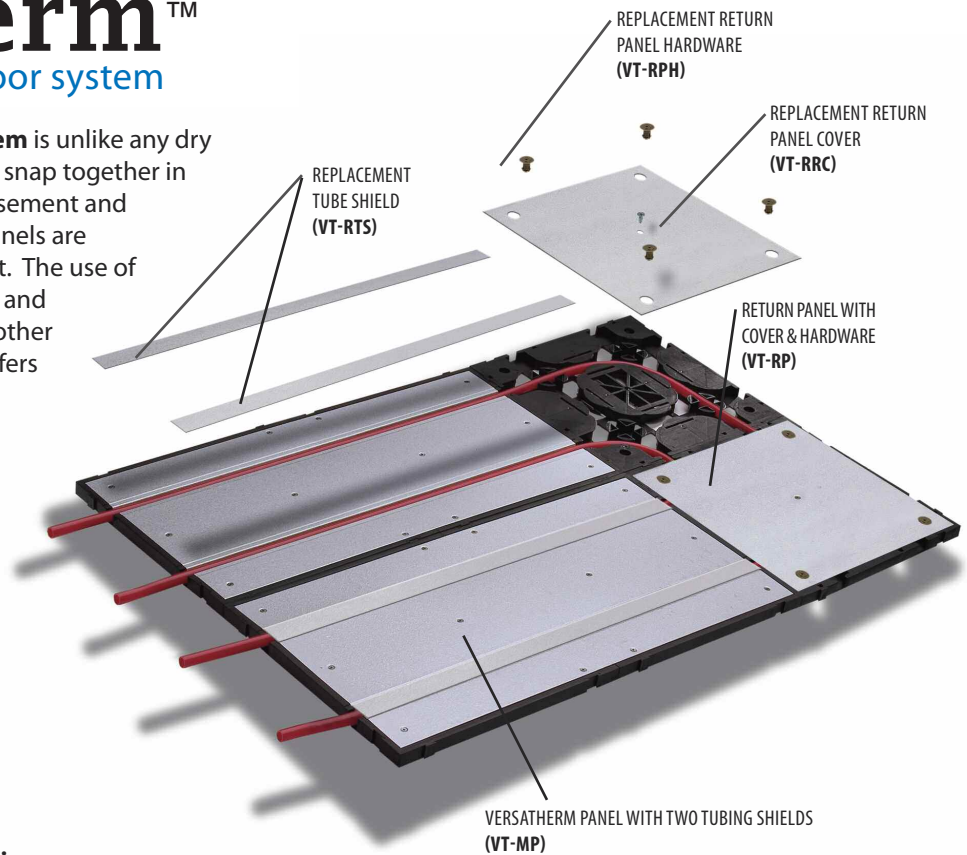
QuickTherm™ radiant installation panels

VersaTherm™

snap-fit floor system

The innovative VersaTherm™ floor system is unlike any dry radiant system on the market. The panels snap together in minutes saving significant labor costs. Basement and 2nd floor retrofits are easy because the panels are pre-insulated and naturally water resistant. The use of 1/2" pipe allows for greater circuit lengths and is 100% protected by metal, unlike many other dry systems. Thus the entire surface transfers heat, reducing temperature stratification common in some systems. The panels are only 3/4" thick, minimizing construction problems common in over-pour installations.

- Labor Saving – snaps together
- 1/2" pipe – for longer circuit lengths
- Tubing is protected against damage
- Panels are pre-insulated – great for retrofits and basements
- Naturally water resistant
- Entire surface transfers heat
- Panels are easily cut for tight installations
- Tube spacing is 8 inches on center.



VersaTherm™ Panels

Main Panels

Main Panel – Includes two Tube Shields (VT-RTS).



MAIN PANEL WITH TUBE SHIELDS*

Item Number	Price	Quantity	Case
VT-MP	45.00	1	10

*Actual dimensions are 31-1/2" x 15-3/4" x 3/4"

Return Panels

Return Panel – Includes Return Cover (VT-RRC) and Hardware (VT-RPH).



RETURN PANEL WITH COVER*

Item Number	Price	Quantity	Case
VT-RP	22.00	1	20

*Actual dimensions are 15-3/4" x 15-3/4" x 3/4"

VersaTherm™ Panels

Tube Shield

Replacement Tube Shield – Used with Main Panel to protect tubing from damage.



	Item Number	List Price	Quantity
REPLACEMENT TUBE SHIELD	VT-RTS	3.00	1

Return Panel Cover

Replacement Return Panel Cover – Used with Return Panel to protect tubing from damage.



	Item Number	List Price	Quantity
REPLACEMENT RETURN PANEL COVER	VT-RRC	16.00	1

Return Panel Hardware

Replacement Return Panel Hardware – Used to fasten Return Panel Cover.



	Item Number	List Price	Quantity
RETURN PANEL HARDWARE	VT-RPH	2.00	1

Includes 4 plastic Snap Rivets and 1 Screw

Filler Panels

Filler Panels – Used to fill non-active space along floor edges and around obstructions.



	Item Number	List Price	Quantity
2" X 15-3/4" SMALL FILLER	VT-SM	4.00	1
7-7/8" X 15-3/4" LARGE FILLER	VT-LF	6.00	1

Non- active space can also be filled with Standard 3/4" plywood.

Heat Transfer Plate

Return Panel Heat Transfer Plate – Optional plate increases heat output on Return Panel.



	Item Number	List Price	Quantity
HEAT TRANSFER PLATE - PAIR	VT-HTRP	3.00	2

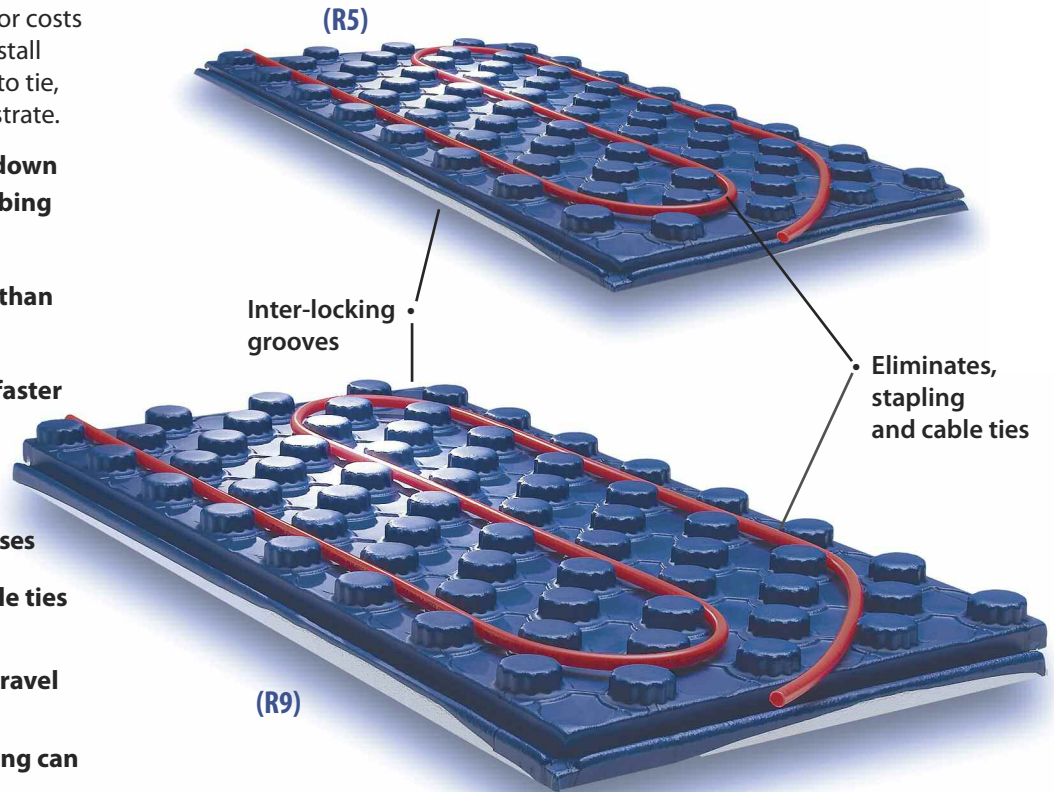
QuickTherm™

radiant installation panels

Lay down the QuickTherm panels, snap in the tubing and IT'S DONE!

QuickTherm™ panels reduce labor costs by making it easy to properly install radiant tubing. There's no need to tie, clip, or staple tubing to the substrate.

- One person can quickly put down the panels, and install the tubing ... while walking upright!
- The tube is better protected than in a wire mesh install
- Labor saving - installs 75% faster
- No bending or crawling
- Available in R-3 (limited quantity), R-5 or R-9 thicknesses
- Eliminates stapling and cable ties
- 2'x4' panels are more accommodating to uneven gravel base and subbase surfaces
- 1/2", 5/8" or 3/4" radiant tubing can be used with QuickTherm




QuickTherm panels can reduce installation time by up to 75%! Install thousands of feet of tubing in just a few hours!

Quicktherm Panels can be drop shipped directly to the job site. Call customer service for a quote.

QuickTherm Panels

ISO-9002



QuickTherm Radiant Installation Panels – are 2' x 4', can be used with, 1/2", 5/8" or 3/4" radiant tubing and feature snap-tight grids with 3" on-center points for easy bends and optimal spacing of tubing.

QUICKTHERM 75 (LIMITED AVAILABILITY)
3/4" THICK (R3) - 6" & 12" TUBE SPACING

Note: QuickTherm 75 is for use with 1/2" and 5/8" radiant tubing only

QUICKTHERM 100
1" THICK (R5) - 6", 9", 12" TUBE SPACING


QUICKTHERM 200
2" THICK (R9) - 6", 9", 12" TUBE SPACING

Item Number	List Price	Quantity	Bundle
800-QT75	22.00	1	25
800-QT100	29.00	1	18
800-QT200	34.00	1	10

Tubing Installation Accessories

Tube Holding Pins

ISO-9002



Heavy Duty Tube Holder Pins – Sturdy, high grip pins manually inserted to hold tubing up to 3/4" down in rigid foam board installations. May also be used with Tube Track, Tube Track Duo and Mounting Rail (See Below)

	Item Number	List Price	Bag Quantity
1-1/2" TUBE HOLDER PIN - FOR INSULATION 1" THICK	800-345	21.00	100
2" TUBE HOLDER PIN - FOR INSULATION 1-1/2" THICK	800-348	24.10	100

Ideal for penetrating hard cover on QuickTherm™ panels in tough spots where additional support is needed to hold tubing.

Tube Bend Support

ISO-9002



Tube Bend Support 90° – Used to hold flexible tubing in a 90° bend without a fitting elbow and creates a neat, professional appearance.

	Item Number	List Price	Quantity
TUBE BEND SUPPORT 90° – FITS UP TO 1/2" TUBING	800-305	6.20	1
TUBE BEND SUPPORT 90° – FITS UP TO 3/4" TUBING	800-304	7.25	1

Ideal for transitioning tubing to and from wall mounted manifolds. Protects tubing at this vulnerable location.

Tube Track



Tube Track & Tube Track Duo – Used to hold tubing to rigid foam, wood or concrete. Mounting holes are provided for appropriate fasteners. Clips at end of each piece allow 3-1/4 foot sections to snap together. Use tube holding pins (top) in rigid foam board installations.

	Item Number	List Price	Quantity
TUBE TRACK – 39" LENGTH <i>Holding tabs for 3/8" or 1/2" tubing are spaced every 2".</i>	800-323	7.15	1



TUBE TRACK DUO – 39" LENGTH <i>Holding tabs for 3/8" or 1/2" and for 5/8" or 3/4" tubing alternate every 4".</i>	800-324	7.55	1
---	---------	------	---

Mounting Rail



Tube Mounting Rail – Used to hold tubing to rigid foam, wood or concrete. Mounting holes are provided for appropriate fasteners. 6-1/2 foot (78") rails have prescored "break" lines should shorter lengths be needed.

	Item Number	List Price	Quantity
1/2" TUBE MOUNTING RAIL – 78" LENGTH	800-333	12.15	1
3/4" TUBE MOUNTING RAIL – 78" LENGTH	800-334	12.85	1

Holding slots are spaced every 2". Use tube holding pins (top) in rigid foam board installations.

Protection Sleeve



Tube Protection Sleeve – Used to protect tubing in a concrete slab at expansion joints. Pre-slit 12" lengths allow for rapid installation after tubing has been installed and before concrete pour.

	Item Number	List Price	Quantity
TUBE PROTECTION SLEEVE 12" – FITS UP TO 1/2" TUBING	800-313	1.40	1
TUBE PROTECTION SLEEVE 12" – FITS UP TO 3/4" TUBING	800-314	1.65	1

Material Estimate Work Sheet

To estimate the number of panels required for your project enter the project square footage in the formulas below.

VersaTherm™

Main Panels (VT-MP) Panel Size = 31.5 in. x 15.75 in. = (496) 3.44 sq. ft. (10 panels per box)



NUMBER OF PANELS:

$$\frac{\text{Project square footage}}{\text{Panel Size}} \times 0.233 = \frac{\text{Number of Main Panels needed}}{\text{Panel Size}} \quad (\text{Round Up})$$

EXAMPLE: $400 \text{ ft}^2 \times 0.233 = 93.2 \text{ or } (94)$

NUMBER OF CASES:

$$\frac{\text{Number of Main Panels needed}}{\text{Panels per Case}} \div 10 = \frac{\text{Number of Cases of needed}}{\text{Panels per Case}} \quad (\text{Round Up})$$

EXAMPLE: $94 \text{ panels} \div 10 = 9.4 \text{ or } (10) \text{ boxes}$

*Use to calculate Number of Cases

Return Panels (VT-RP) Panel Size = 15.75 in. x 15.75 in. = (248) 1.72 sq. ft. (20 panels per box)



NUMBER OF PANELS:

$$\frac{\text{Project square footage}}{\text{Panel Size}} \times 0.117 = \frac{\text{Number of Return Panels needed*}}{\text{Panel Size}} \quad (\text{Round Up})$$

EXAMPLE: $400 \text{ ft}^2 \times 0.117 = 46.8 \text{ or } (47)$

NUMBER OF CASES:

$$\frac{\text{Number of Return Panels needed}}{\text{Panels per Case}} \div 20 = \frac{\text{Number of Cases needed}}{\text{Panels per Case}} \quad (\text{Round Up})$$

EXAMPLE: $47 \text{ panels} \div 20 = 2.35 \text{ or } (3) \text{ boxes}$

*Use to calculate Number of Cases

QuickTherm™

QT100 (1") Panel Size = 2 ft. x 4 ft. = 8 sq. ft. (18 panels per bundle)

QT200 (2") Panel Size = 2 ft. x 4 ft. = 8 sq. ft. (10 panels per bundle)



NUMBER OF PANELS:

$$\frac{\text{Project square footage}}{\text{Panel Size}} \div 8 = \frac{\text{Number of QT Panels needed*}}{\text{Panel Size}} \quad (\text{Round Up})$$

EXAMPLE: $3500 \text{ ft}^2 \div 8 = 437.5 \text{ or } (438) \text{ panels}$

NUMBER OF BUNDLES:

$$\frac{\text{Number of QT Panels needed}}{\text{Panels per Bundle}} \div (18 \text{ or } 10) = \frac{\text{Number of Bundles needed}}{\text{Panels per Bundle}} \quad (\text{Round Up})$$

EXAMPLE: $438 \div 10 \text{ (QT200)} = 43.8 \text{ or } (44) \text{ bundles}$

*Use to calculate Number of Bundles

Notes: The project square footage includes only the area of the room or project space that is to be covered by tubing. Do not include areas under cabinets or any areas that will not receive tubing.

PROJECT DESIGN IS HIGHLY RECOMMENDED with VersaTherm.

Did you know?

- Legend Hydronics **Does Not Have a Minimum Order**
- Legend Hydronics **Ships Every Order in 24 hours, Guaranteed**
- Legend Hydronics **Ships Every Order Complete or You Get 5% Off the Back Order**
- Legend Hydronics **Guarantees Error-Free Transactions**
- Legend Hydronics **Allows You to Return Material Without a Restocking Charge**
- Legend Hydronics **Guarantees Our Products for 5 Years or \$25.00 Back**

This **LEGENDARY PERFORMANCE** can result in as many as three or four additional inventory turns annually, **significantly increasing your I.R.O.I. !**

TERMS AND CONDITIONS OF SALE

TERMS OF PAYMENT

2% 30 Days, Net 45

Cash discount is to be calculated on the total amount of the invoice before additions for transportation. A 1-1/2% service charge per month will be added to past due balances.

FREIGHT POLICY

Freight charges will be prepaid on orders of **\$1,200.00 net** or more (excluding VersaTherm/QuickTherm) to one destination in the Continental United States. All Legend Products may be combined to reach freight minimum. Otherwise, freight terms are F.O.B. Shelby Township, Michigan.

VersaTherm™ & QuickTherm™ FREIGHT POLICY

Freight charges will be prepaid on all orders for VersaTherm/QuickTherm Panels of **\$2,000.00 net** or more to one destination in the Continental United States. All Legend products may be combined with VersaTherm/QuickTherm Panels to reach **\$2,000.00 net**. Otherwise, freight terms are F.O.B. Shelby Township, Michigan.

MINIMUM ORDER

THERE IS NO MINIMUM ORDER AT LEGEND HYDRONICS.

ORDER ACCEPTANCE

All orders are subject to acceptance by **Legend Hydronics**, a division of **Legend Valve and Fitting, Inc.** Possession of our catalog or price list by any person is not to be construed as an offer to sell to that person. All prices are subject to change without notice.



LEGEND HYDRONICS

**It takes more than just hard work
to become part of a legend.**

It takes a commitment to exceed the expectations of our customers in every way possible. It takes unparalleled performance in everything we do. From 24 hour order turnaround to industry leading fill rates, a no hassle return policy and a willingness to do everything it takes to help you succeed. With the launch of Legend Hydronics, the newest division of Legend Valve and Fitting, Inc. we guarantee the same service you've come to expect.

51245 Filomena Drive
Shelby Township, MI 48315

Tel: 1-866-752-2055
Fax: 1-866-752-2054

www.legendhydronics.com



A division of:



**Downstream
Thinking**

It's all about Performance

LH-FSPL0509

